



**RELIGHT
YOUR
THEATRE/**










LOGO LEGEND

-  Neutrik® TRUE1 PowerCON® connector(s)
-  Neutrik® PowerCON® connector(s)
-  Harting™ compatible 16pin industrial rectangular connector
-  Socapex™ compatible 19pin industrial round connector
-  Silence mode for theatre applications
-  Silent operation: cooling by natural air convection without fan
-  Neutrik® 3pin XLR connector(s)
-  Neutrik® 5pin XLR connector(s)
-  RDM-functionality for easy remote setup
-  Focus
-  Zoom
-  TV-Studio ready: flicker free LED refresh rate
-  Art-Net™ protocol
-  Energy saving LED technology
-  Outdoor, IP65 rated product
-  Battery operated
-  Adjustable White Balance

Art-Net™ is a trademark of Artistic Licence Holdings Ltd
Neutrik® and PowerCON® are registered trademarks of Neutrik AG
W-DMX™ is a trademark of Wireless Solution Sweden
Socapex™ is a trademark of Amphenol Socapex
Harting™ is a trademark of the HARTING Technology Group

COLOR LEGEND

- Warm white 
- Cold white 
- Natural white 
- Red - Green - Blue 
- Cyan - Magenta - Yellow 
- Red - Green - Blue - White 
- Red - Green - Blue - Amber - Lime 

Briteq is a registered brand from Beglec NV. Beglec NV has the right to change products and specifications with and without notice. Major as well as minor changes can be involved. This leaflet can contain errors, therefore we advice to consult your local dealer to ensure that actual features and specifications match your requirements.
Copyright © 2020 by BEGLEC NV. All rights reserved. www.beglec.com

THEATRE AND PERFORMANCE REQUIRE SPECIAL ATTENTION WHEN IT COMES TO LIGHTING

For our profiles, fresnels, pars and other theatre solutions Briteq development focuses on:

- color consistency with high CRI values and color/white balancing
- precision optics for a bright output with a flat and even field of light for perfectly focused and crisp projections
- accurate dimming down to the very bottom of the curve and different dimming curves
- reducing noise levels to the minimum with special low-noise fans or fanless operation by natural air convection
- very smooth operation for dimming, zoom, focus, ...
- and the latest technologies in LED, power distribution, and communication (like RDM, Art-Net™, ...)

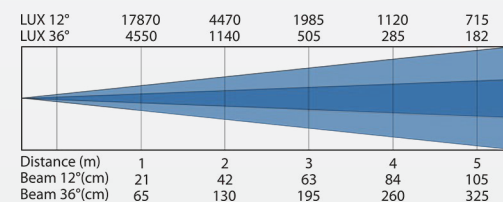
In addition to standard lighting systems Briteq also contributes to your creativity with unique designs like BT-NONABEAM, BT-RETRO and many more.



BT-THEATRE 50WW

WW

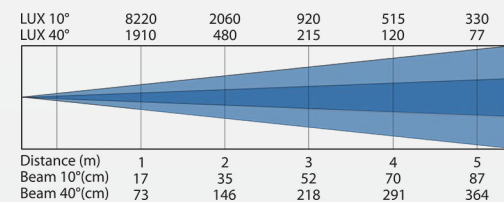
- Light source : 50 watt COB
- CCT : 3200K
- CRI : > 92
- Manual zoom : 10-50°
- Operation Modes : Standalone, DMX
- Included : Color Frame for use of color filters, four-leaf barndoor
- Equivalent 500W tungsten



BT-THEATRE 60FC



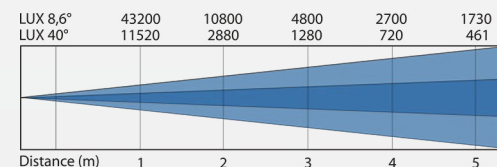
- Light source : 60 watt RGBW LED
- Manual zoom : 10-50°
- White balance adjustment to perfectly match the colors of several projectors.
- Operation Modes : Standalone, DMX
- Included : four-leaf barndoor
- Equivalent 500W tungsten



BT-THEATRE 100EC MK2

WW

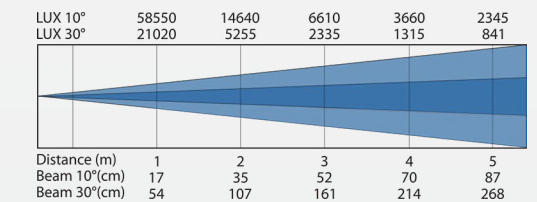
- Light source : 100 watt COB
- CCT : 3200K
- CRI : > 85
- Manual zoom : 10-50°
- Operation Modes : Standalone, DMX
- Included : Color frame for use of color filters and barn doors
- Equivalent 1000W tungsten



BT-THEATRE 150EZ

WW

- Light source : 150 watt LED
- CCT : 3200K
- CRI : > 92
- Motorized zoom : 10-50°
- Manual dimming & zoom/focus control
- Operation Modes : Standalone, DMX
- Included : Color frame for use of color filters, 8-leaf barndoor
- Optional: BT-THEATRE YOKE
- Equivalent 1500W tungsten

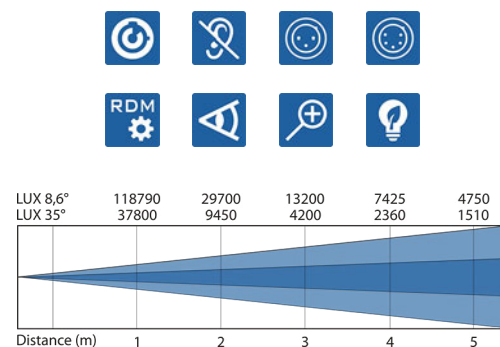




BT-THEATRE 250EZ



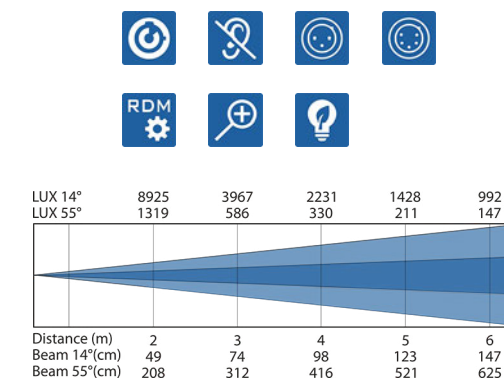
- Light source : 250 watt LED
- CCT : 3200K
- CRI : > 92
- Motorized zoom : 10-50°
- Manual dimming & zoom/focus control
- Operation Modes : Standalone, DMX
- Included : Color frame for use of color filters, 8-leaf barndoor
- Optional: BT-THEATRE YOKE
- Equivalent 2500W tungsten



BT-THEATRE HD1



- Light source : 200 watt RGB + Amber + Lime LED - CCT : different white presets (2700K, 3200K, ...)
- Color Presets : LEE® / ROSCO® numbering - CRI : > 90 (white) - Zoom : 14-55°
- Manual & DMX control for dimming, colors, CCT & zoom
- Operation Modes : Standalone, DMX
- Optional : 8-leaf barndoor
- Equivalent 1500W tungsten





BT-THEATRE YOKE

- Pole operated yoke
- Easy manual positioning of theatre projectors
- Compatible with BT-THEATRE 150EZ, BT-THEATRE 250EZ



TV-SPIGOT RECEIVER

- Connect a standard clamp to equipment with a 28mm TV-SPIGOT

Why do theatres move to LED ?

Compared to traditional lighting, LED and other new technologies offer many cost-saving advantages. In the first place, we are thinking of a significant reduction in power consumption. But there is also no need for expensive dimmers and large electrical distribution systems. And replacing consumables, such as lamps and color gels, now belongs to the past.

Switching to LED is more than just saving money and energy !

Theatres have waited a long time to switch from conventional theatre lighting to LED-based lighting. In contrast to commercial lighting, you have other considerations than just reducing wattage and costs.

Light output, smooth dimming, color consistency and silent operation are all very important as well. With recent LED technology and knowledge, we are finally able to meet these requirements.

In addition to cost savings, the new technologies offer many other advantages, such as

- endless color palettes
- no more ladder needed to change a color filter
- remote control for zoom, colors, positioning, ... with DMX, RDM
- objects and actors are less subject to heating because the LEDs radiate less heat.
- ...

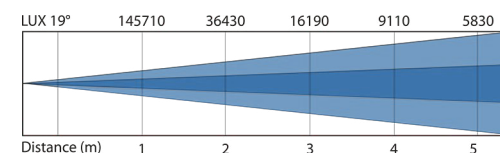

New theatre installations already embrace these new technologies. If you have an existing theatre you will be pleased to hear that you can migrate to the new technologies in several phases to spread the costs. Briteq offers lighting with both manual control and remote control over DMX on the same unit. This allows you to switch directly to LED without immediately replacing your current cabling and lighting consoles.



BT-PROFILE 250LED



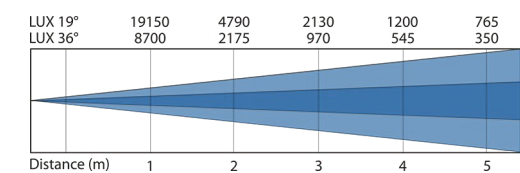
- Light source : 250 watt COB LED
- CCT : 3200K
- CRI : > 97
- Different dimmer curves: Linear, Square law, Inverse square law, S-curve
- Compatible with ETC® Source Four-optics
- Operation Modes : Standalone, DMX
- Optional:
 - iris (aperture diameter 5mm to 74mm)
 - gobo holder (gobo size: 86mm, image 48mm)
 - 19°, 26°, 36°, 50°, 15-30°, 25°-50° optics



BT-PROFILE COMPACT 3200K



- Light source : 40 watt LED
- CCT : 3200K
- CRI : > 90
- Zoom : 19-36°
- Operation Modes : Standalone
- Dimming can be done via an external Triac dimmer
- Included : filter holder, gobo holder
(gobo size: 38mm, image 25mm)

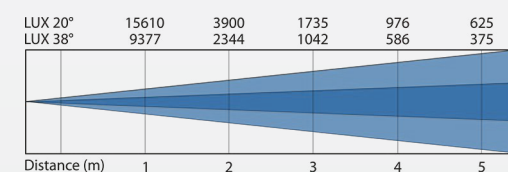




COB PAR56 100 BLACK

WW

- Light source : 100 watt COB LED
- CCT : 3200K
- CRI : > 90
- Angle : 60° + 25° lens adapter
- Manual control for dimming and strobe.
- Selectable lamp behavior:
halogen lamp (slow) or led (fast)
- Operation Modes : Standalone, DMX
- Included : filter frame for optional color filters

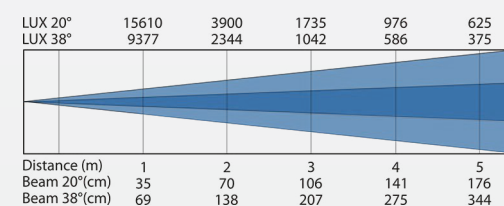


COB PAR56 100 SILVER

WW

CW

- Light source : 100 watt COB LED
- CRI : > 90
- Angle : 60° + 25° lens adapter
- Manual control for dimming and strobe
- Selectable lamp behavior:
halogen lamp (slow) or led (fast)
- Operation Modes : Standalone, DMX
- Included : filter frame for optional color filters
- Available models : - Cold White (5600k)
- Warm White (3200k)



COB PAR56 RGB



- Light source : 100 watt RGB COB LED
- Angle : 50° + 25° lens adapter
- Manual control for dimming and color (static + fades)
- Operation Modes : Standalone, DMX



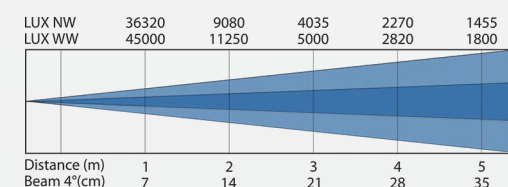
COB BARNDOOR

Barndoors for COB PAR56 series



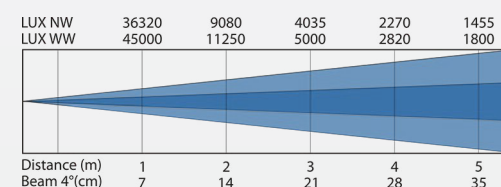
BEAMSPOT1 TRIAC WW NW

- Light source : 15 watt LED
- CRI : > 90
- Angle : 4° + 10° & 45° lens adapters
- Two dimmer options:
 - Using a traditional Triac dimmer
 - Dimmer knob on the back panel
- Operation Modes : Standalone
- Included : 10° & 45° lens filter adapters
- Available models : - NW : Natural White (4500k)
- WW : Warm White (3200k)



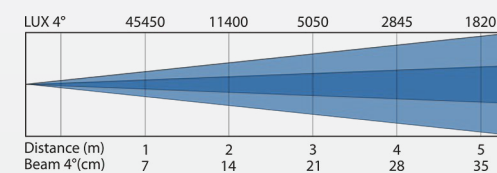
BEAMSPOT1 DMX WW WW

- Light source : 15 watt LED
- CCT : 3200K
- CRI : > 90
- Angle : 4° + 10° & 45° lens adapters
- Selectable lamp behavior:
 - halogen lamp (slow) or led (fast)
- Operation Modes : Standalone, DMX
- Included : 10° & 45° lens filter adapters



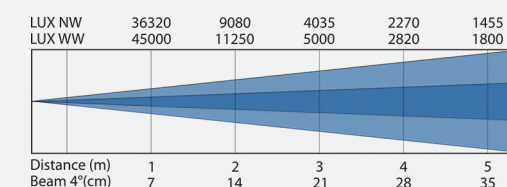
BEAMSPOT1 DMX FC WW NW

- Light source : 15 watt RGBW LED
- Angle : 4° + 10° & 45° lens adapters
- Selectable lamp behavior:
 - halogen lamp (slow) or led (fast)
- White balance adjustment
- Operation Modes : Standalone, DMX
- Included : 10° & 45° lens filter adapters
- Optional : IR-Remote



BEAMSPOT 4BAR WW NW

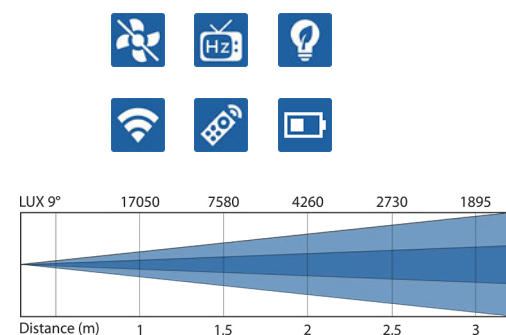
- Light source : 15 watt LED
- CRI : > 90
- Angle : 4° + 10° & 45° lens adapters
- Selectable lamp behavior:
 - halogen lamp (slow) or led (fast)
- Operation Modes : Standalone, DMX
- Included : 10° & 45° lens filter adapters
- Available models : - NW : Natural White (4500k)
- WW : Warm White (3200k)





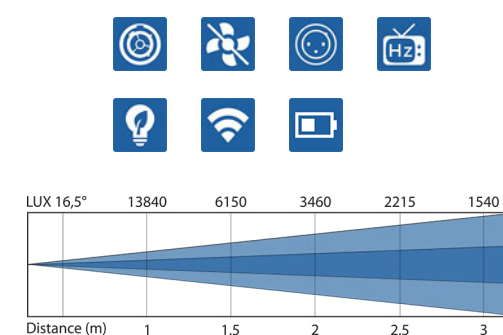
BT-AKKUBAR WW CW

- Light source : 3 * 5 watt LED
- CRI : > 90
- Angle : 25° (+ extra filters for different angles)
- CCT : 3000K
- Li-ion battery (+/-8hrs use at 100% output)
- Strong magnetic rubber feet
- Operation Modes : Standalone, Wireless DMX
- Included : color filters (CTO/CTB), frost filters, IR remote
- Optional : flight case for 4 sets



BT-AKKUPOLE WW CW

- Light source : 4 * 5 watt LED
- CRI : > 90
- Angle : 16,5° (+ extra filters for different angles)
- CCT : 3000K
- Li-ion battery (288Wh, +/-14,5hrs use at 100% output)
- Works also on mains power (batteries are recharged during use)
- The sturdy swivel arm with projectors can be set in 6 fixed positions.
- Operation Modes : Standalone, DMX, Wireless DMX
- Included : color filters (CTO/CTB), frost filters, heavy base plate for extra stability
- Optional : flight case for 4 sets



**EXPAND
YOUR
CREATIVITY
WITH
VINTAGE
AND
MODERN LIGHTING**






BTX-SATURN



- Light source : 270 watt LED
- Zoom : Electronic 8°-45° zoom
- CMY color mixing + 9 fixed colors including CTO, CTB + UV
- Motorized focus
- Fast 540° pan and 270° tilt movements
- 7 replaceable rotating gobos with fine indexing
- 9 fixed static gobos for gobo morphing
- Rotating 3 facets prism
- Iris module for dynamic effect
- Variable frost filter for perfect wash effect
- Aperture diaphragm for excellent logo projection
- 3 focus compensate distances
- Operation Modes : Standalone, DMX




LUX 8°	198000	31680	14080	7920	3520
LUX 45°	9800	1568	697	392	175
Distance (m)	2	5	7,5	10	15
Beam 8°(cm)	28	70	105	140	210
Beam 45°(cm)	166	414	621	828	1240



BTX-CIRRUS II



- Light source : 19 * Osram 30W RGBW LEDs
- Zoom : 4°- 60° linear motorized zoom
- Full pixel mapping with 16bit dimming
- Ultra quiet MOONS' motors
- Very fast PAN/TILT movements with 8 or 16bit precision
- Operation Modes : DMX
- Battery backup: update settings without connecting to the mains
- 2.8" Color touch screen with automatic display rotation
- Easy firmware updates with optional firmware updater
- Equipped with small omega brackets for fast installation



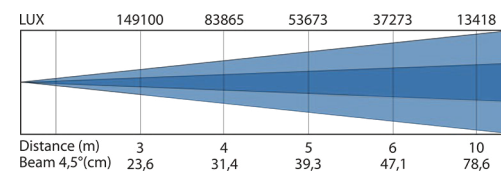

LUX 4°	70832	25500	13010	6375	2833
LUX 60°	2722	980	500	245	109
Distance (m)	3	5	7	10	15
Beam 4°(cm)	21	35	49	70	105
Beam 60°(cm)	346	577	808	1150	1730



BT-NONABEAM



- Light source : 9 * 60W CW/WW LEDs
- Angle : 4°
- CCT : adjustable 3000-6000K
- High CRI at low color temperatures
- The 9 LEDs can be individually controlled
- Very powerful RGB-LEDs light up the black front panel
- The 9 lenses are equipped with black anti-glare louvers
- Operation Modes : DMX
- Included : different front panels (black, white, mirror)
- Optional : - set of 9 gold color louvers
- BT-NONAMOVE: Moving yoke



BT-NONAMOVE
BEAMS THAT WON'T LEAVE YOU UNMOVED

NOW AVAILABLE



BT-VINTAGE WW

- Light source : HPL-575 halogen + 156 * 3 watt RGB LEDs
- Control the halogen lamp and RGB effects separately
- White balance adjustment
- Operation Modes : Standalone, DMX,
- Wireless DMX (optional)
- Protected and registered design



BT-RETRO WW

- Light source : HPL-575 halogen + 48 * 3,5 watt RGB LEDs
- Control the halogen lamp and RGB effects separately
- White balance adjustment
- Link several units together using the optional coupling adaptor
- Operation Modes : Standalone, DMX, Wireless DMX (optional)



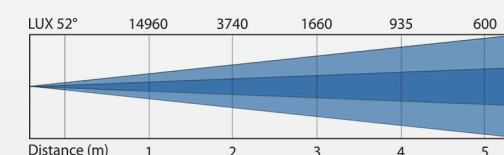
BT-RETRO COUPLING ADAPTOR

- Connect several BT-RETRO units together with this BT-RETRO coupling adaptor
- 2 coupling adaptors are required to link 2 units together



COB BLINDER 2x100W WW

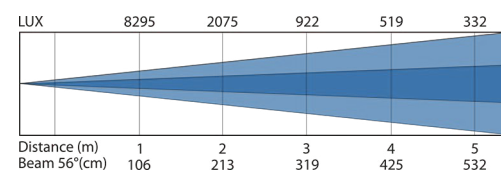
- Light source : 2 * 100 watt COB LED
- CCT : 3200K
- Angle : 60°
- Dimming from 0% to 100%
- Both projectors can be independently controlled
- Variable Strobe (can be used as LED Strobe!)
- Selectable lamp behavior: halogen lamp (slow) or led (fast)
- Operation Modes : Standalone, DMX





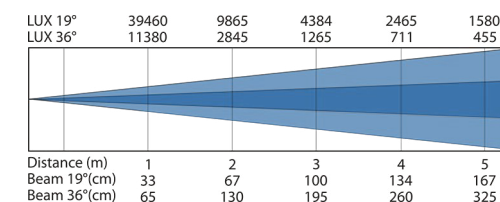
BT-BLINDER2 IP WW

- Light source : 2 * 130 watt COB
- CRI : > 97
- CCT: tunable from 1700K to 3000K
- Amber drift effect and/or separate control for white/amber
- Separate/combined pixel control
- Can be used as LED-strobe
- Operation Modes : Standalone, DMX
- Optional : "line array" rigging hardware



BT-SUNRAY 130R WW

- Light source : 130 watt COB
- CRI : > 97 (R9: 89)
- CCT: tunable from 1700K to 3000K
- Amber drift effect and/or separate control for white/amber
- Separate/combined pixel control
- Can be used as LED-strobe
- Included :
 - 2 compound eye lenses with beam angles: 15° and 35°
 - 1 blinder glass (authentic blinder look)
 - 1 Gel frame (install optional CTO / CTB / COLOR filters)
 - 1 Glare shield (anti-glare and better beam)
- Operation Modes : Standalone, DMX
- Optional : barndoor, 3pin to 5pin XLR modification kit

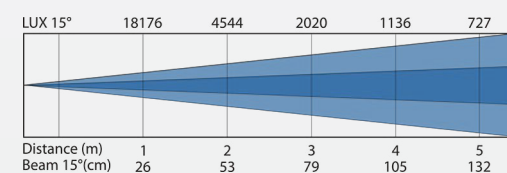




BT-COLORAY 60R



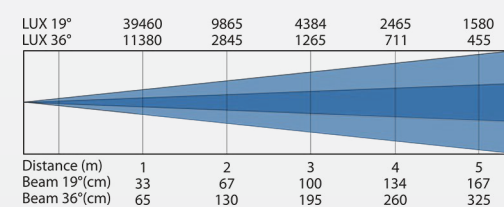
- Light source : 60 watt RGBW LED
- Angle : 15°
- Selectable lamp behavior:
halogen lamp (slow) or led (fast)
- White balance adjustment
- Operation Modes : Standalone, DMX
- Optional : 3pin to 5pin XLR modification kit



BT-COLORAY 120R



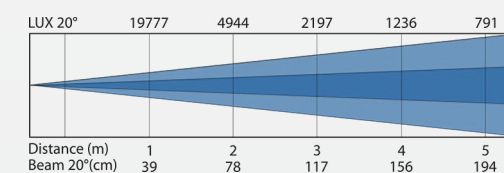
- Light source : 120 watt RGBW LED
- Angle : 15°
- Selectable lamp behavior:
halogen lamp (slow) or led (fast)
- White balance adjustment
- Operation Modes : Standalone, DMX
- Optional : 3pin to 5pin XLR modification kit



BT-COLORAY 18FCR



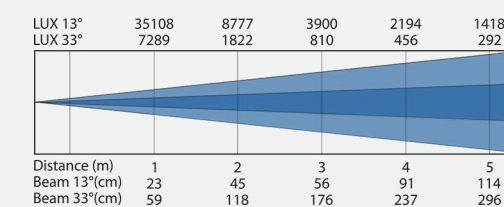
- Light source : 18 * 8 watt RGBW
- Angle : 20°
- Selectable lamp behavior:
halogen lamp (slow) or led (fast)
- White balance adjustment
- Operation Modes : Standalone, DMX
- Optional : 3pin to 5pin XLR modification kit



BT-COLORAY MULTI



- Light source : 120 watt RGBW
- Selectable lamp behavior:
halogen lamp (slow) or led (fast)
- White balance adjustment
- Included :
 - 2 compound eye lenses with different beam angles: 15° and 35°
 - 1 Glare shield (anti-glare and a better beam)
- Operation Modes : Standalone, DMX
- Optional : barndoor, 3pin to 5pin XLR modification kit

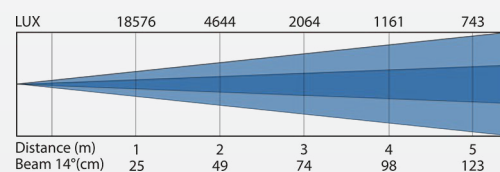




STAGE BEAMER FC INDOOR



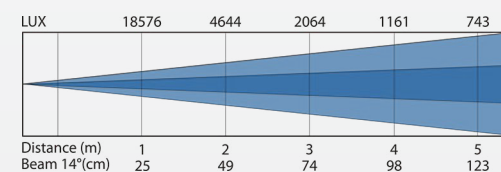
- Light source : 14 * 5 watt RGBW Osram® LEDs
- CCT : adjustable from 3200K to 10000K
- Angle : 14°
- RGBW Calibration
- 16 bit colormixing
- Operation Modes : Standalone, DMX
- Optional : Barndoor



STAGE BEAMER FC OUTDOOR



- Light source : 14 * 5 watt RGBW Osram® LEDs
- CCT : adjustable from 3200K to 10000K
- Angle : 14°
- RGBW Calibration
- 16 bit colormixing
- Operation Modes : Standalone, DMX
- Optional : Barndoor



BT-H2FOG II

- Ultrasonic 1500W Low Fog machine
- Coverage : 120m²
- No more hassle with expensive and hard to find CO2 dry ice
- Black hose with a "fast click-on" system
- Adjustable fog output and fan speed
- Stainless steel "304" water tank
- Operation Modes : Standalone, DMX, Wireless DMX (optional)



BT-H2FOG COMPACT

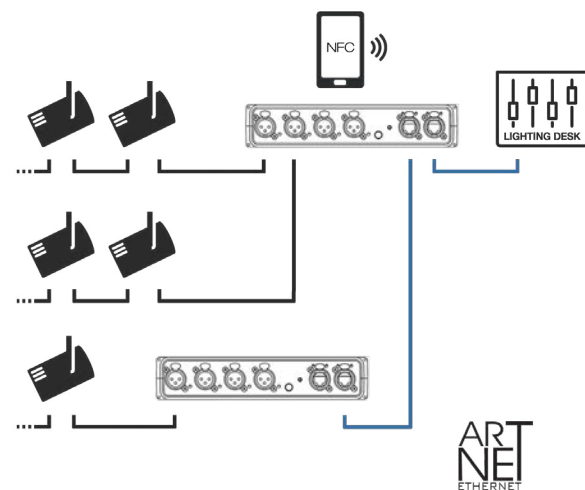
- Ultrasonic 1250W Low Fog machine
- No more hassle with expensive and hard to find CO2 dry ice
- Black hose with a "fast click-on" system
- Adjustable fog output and fan speed
- Stainless steel "304" water tank
- Operation Modes : Standalone, DMX, Wireless DMX (optional)





DMS-26

- DMX Merger + Splitter + Booster
- Merger function :
 - HTP : Highest signal takes priority
 - Backup : when the signal on input A fails, the input from B takes over
 - Merger : combine 2 DMX-signals
- Splitter function :
 - Distributes the DMX-signal(s) from the input(s) over 6 outputs which are 100% isolated from each other: problems on 1 output will not influence the other outputs
- 100% electrical isolation between all in/outputs
- The timing of the DMX-outputs can be adapted from 23ms to 45ms
- 2 DMX-inputs + 6 DMX-outputs each with 3pin and 5pin XLR
- Output behavior can be selected when suddenly both
- DMX-inputs fail:
 - Null: no DMX signal on the outputs
 - Hold: keep the last DMX values on the outputs.
 - Clear: set the DMX values on all outputs to zero.



What is Art-Net and sACN

DMX can send 512 channels (1 DMX universe) of data over a single cable. As technology moves forward... the need to send larger amounts of DMX data increases. Some modern lighting fixtures need to send more than hundreds of channels per fixture! This can make cable distribution a nightmare and expensive. That is why the Artistic Licence Holdings Ltd tackled this problem by allowing us to send DMX data over ethernet.

Today there are 2 main protocols to send DMX over ethernet. ART-NET and sACN were developed to solve the 512 DMX limit :

- ART-NET can send 32.768 universes over a single ethernet cable
- sACN can send 63.999 universes over a single ethernet cable

Both protocols are proven stable protocols and already widely used.

They use nodes to convert the DMX signals and reroute the different DMX universes. Some Briteq lighting fixtures even accept DMX over ethernet and/or send out DMX over ethernet without the need for nodes.



BT-NODE28

- The 8 DMX ports can all be configured:
 - as input : normal or backup mode
 - as output : single, LTP, HTP or zero mode
- Multiple pre-defined routing modes available :
 - 4 DMX inputs with 4 local clone outputs DMX and ArtNet output
 - 8 DMX outputs from ArtNet input, with Backup line possibilities
- Different merger combinations in both directions:
 - Combine DMX in + ArNet universe to Artnet or a physical DMX output (LTP or HTP)
 - Combine 2 DMX inputs to ArtNet (LTP or HTP)
- Multiple mode DMX splitter modes :
 - One 1 to 7 splitter : 1 DMX input to 7 isolated DMX outputs
 - Two individual 2 to 3 splitters : each with 1 DMX input to 3 isolated DMX outputs
- Store your personal settings and routing options to different user memories
- 100% electrical isolation between all in/outputs: problems on 1 port will not influence the other ports
- The timing of the DMX-outputs can be adapted from 10ms to 40ms, increasing compatibility
- Two 10/100Mbps Ethernet ports (Neutrik® RJ45 Ethercon connectors)
- Automatic Ethernet bypass on power fails
- Available models : - Neutrik® 3pin XLR
- Neutrik® 5pin XLR



BT-NODE24

- High speed Art-Net and sACN Node with 4 highly configurable DMX ports:
 - as input : normal mode
 - as output : single, LTP, HTP or ZERO mode
- Gigabit Ethernet I/O based on high speed Marvell switch, without linking delay(IEEE 802.3-2005)
- Automatic Ethernet bypass on power fails
- Integrated web interface with support for mobile devices (NFC)
- Multiple pre-defined presets available and custom presets
- RDM over Art-Net compatible
- 100% electrical isolation between all in/outputs: problems on 1 port will not influence the other ports
- MIDI bridge functionality via Ethernet coming soon
- Power options :
 - 100-240VAC 50/60Hz Neutrik® TRUE-1 daisy chaining.
 - PoE class 0 input. From 36V to 57V
- Installation options :
 - 1-unit fits 1U 19" rack (19" adapter included)
 - 2-units fit together in a 1U 19" rack (adapters included)
 - Easy truss mounting with rigging bracket (optional)
 - Strong rubber protection adapters for stage use (optional)
- Available models : - Neutrik® 3pin XLR
- Neutrik® 5pin XLR





BT-626

DIMMER/SWITCH

- Professional 6 channel Dimmer / Switch pack
- Max load 16A (3680W) per channel with automatic 16A circuit breakers
- Suitable for both inductive and resistive loads
- Can be used to dim incandescent lamps, halogen lamps, low volt halogen lamps with ballast and dimmable LED-lamps (load must be >100W)
- Block or individual channel addressing (soft patch)
- Switch/dimmer mode can be set individually for all channels
- Control faders 0-100% for all channels (no external controller needed)
- Preheat control to extend lamp life : 0-6%
- Automatic phase/frequency tracking (45Hz to 63Hz) for improved dimming under difficult conditions
- LED display for monitoring of all functions, including internal temperature
- Intelligent thermo protection with automatic fan control
- DMX (3pin XLR + RJ11) and analog 0/10V (dB9) inputs
- Mains input (200 ~ 240Vac) :
 - 3-phase/4wire: total max. load = 22kW
 - Single phase/2wire: total max. load = 9,6kW
- Available Models : - French sockets
- German sockets



PD-32SH

POWER DISTRIBUTOR

- Output :
 - 6 * earthed 16A mains outlet sockets (2 sockets per phase)
 - 1 * 16pin industrial rectangular connector
 - 1 * 19pin industrial round connector
- Designed and build to the highest European and international safety standards
- Oversized internal wiring for increased reliability
32A 4pole circuit breaker protects ALL outputs, including the 32A output to the next unit
- In case of emergency all 3 phases AND the neutral are disconnected
- The 30mA, 4pole residual current circuit breaker prevents electrical shocks
- Accurate digital 3-digit voltmeters per phase
- Accurate digital 3-digit ampere meters per phase
- Two C16 (16A - 1P+N) automatic circuit breakers per phase
- 1,5m long mains input cable (3x 32A, 5wire), equipped with CEE (3P+N+E) 32A inlet plug
CEE (3P+N+E) outlet socket (3x 32A, 5wire) for bypass
- Available Models : - French 16A sockets
- German 16A sockets



PD-63A Mk2

POWER DISTRIBUTOR

- Output:
 - 2 * CEE (3P+N+E) 32A outlet sockets (3x 32A, 5wire)
 - C32 (32A - 3P+N) 4pole automatic circuit breaker per 32A output
 - 3 * earthed 16A mains outlet sockets (1 socket per phase)
 - C16 (16A - 1P+N) 2pole automatic circuit breakers per 16A socket
- Input:
 - 1,5m long mains input cable (3x 63A, 5wire), equipped with CEE (3P+N+E) 63A inlet plug
 - Equipped with a 3P+N, 30mA residual current circuit breaker
- Accurate digital 3-digit voltmeters per phase
- Accurate digital 3-digit ampere meters per phase
- Oversized internal wiring for increased reliability
- Designed and build to the highest European and international safety standards
- Available Models : - French 16A sockets
- German 16A sockets



PD-63SH

POWER DISTRIBUTOR

- Output :
 - 12 * earthed 16A mains outlet sockets (4 sockets per phase)
 - 2 * 16pin industrial rectangular connector
 - 2 * 19pin industrial round connector
- Oversized internal wiring for increased reliability!
- 63A 4pole circuit breaker protects ALL outputs, including the 63A output to the next unit
- In case of emergency all 3 phases AND the neutral are disconnected
- The 30mA, 4pole residual current circuit breaker prevents electrical shocks
- Phase indicators to easily check if the 3 phases are available
- Accurate digital 3-digit voltmeters per phase
- Accurate digital 3-digit ampere meters per phase
- C16 (16A - 1P+N) 2-POLE automatic circuit breakers per 16A output (socket)
- 1,5m long mains input cable (3x 63A, 5wire), equipped with CEE (3P+N+E) 63A inlet plug
- CEE (3P+N+E) outlet socket (3x 63A, 5wire) for bypass
- Designed and build to the highest European and international safety standards.
- Available Models : - French 16A sockets
- German 16A sockets



A silhouette of a microphone on a stand is positioned in the lower-left quadrant of the frame. The background is a dark, out-of-focus scene filled with numerous warm, golden-yellow light sources that create a bokeh effect. The text is overlaid on the right side of the image.

**ALL
THE ACCESSORIES
YOU NEED
FOR A UNIQUE STAGE**



CLAMPS



RIGGING TUBES



RIGGING FRAMES



TRUSS



CABLES



COMBI CABLES



FLIGHT CASES



STAGE PLATFORMS



ABOUT US

Briteq is a European developer and distributor of innovative professional lighting solutions for permanent installations, rental, and other professional use.

The product development, which takes place in Belgium, focuses on ease of use and reliability of the equipment.

To meet the exact needs of our users,
Briteq invests in intensive field research.

The close contact with international renowned
light designers and event orientated customers results
in turnkey light solutions in all areas.

Backed up by a skilled, multi-lingual team and service
department in the center of Europe, Briteq is your best partner
for high-end professional light equipment.

Our after sales department is a role-model for
the business since its very beginning.

Briteq is a registered trademark of Beglec NV,
a Belgian sound & light distributor with over 50 years of experience.



www.briteq-lighting.com