












**FEATURED  
EVENT  
LIGHTING /**

# LOGO LEGEND

-  Neutrik® TRUE1 PowerCON® connector(s) (or compatible)
-  Neutrik® PowerCON® connector(s) (or compatible)
-  Silence mode for theatre applications
-  Silent operation: cooling by natural air convection without fan
-  Neutrik® 3pin XLR connector(s) (or compatible)
-  Neutrik® 5pin XLR connector(s) (or compatible)
-  3 pin XLR to 5 pin XLR modification kit
-  5 pin XLR to 3 pin XLR modification kit
-  RDM-functionality for easy remote setup
-  Focus
-  Zoom
-  Art-Net™ protocol
-  sACN
-  Energy saving LED technology
-  Battery operated

Art-Net™ is a trademark of Artistic Licence Holdings Ltd  
Neutrik® and PowerCON® are registered trademarks of Neutrik AG  
W-DMX™ is a trademark of Wireless Solution Sweden  
Socapex™ is a trademark of Amphenol Socapex  
Harting™ is a trademark of the HARTING Technology Group

Briteq is a registered brand from Beglec NV. Beglec NV has the right to change products and specifications with and without notice. Major as well as minor changes can be involved. This leaflet can contain errors, therefore we advise to consult your local dealer to ensure that actual features and specifications match your requirements.  
Copyright © 2024 by BEGLEC NV. All rights reserved. [www.beglec.com](http://www.beglec.com)  
Front cover photo credits : Channel Zero @ AB Brussels 2023, Le Pulse Café  
Page 39 photo credits : Lolands 2019  
Back cover photo credits : Dream Cars 2020, Diablo Blvd @ AB Brussels 2020, Redwood - Vitrine, The Supermodels - Slaagt Nergens Op!




**WATERPROOF  
SOLUTIONS/**



## BTX- BLIZZARD WASH1



- Light source : 7x40W OSRAM® RGBL LEDs
- "Hi-CRI" CCT presets 1800K-10000K
- Ring Control : individual control for central pixel and outer ring
- RGB halo-ring
- Zoom : Motorized 4°-42° (3.5° in ultra narrow mode)
- Optional : backup battery, wireless DMX module




LUX 4°	37216	20934	13398	9304	5233
LUX 42°	939	528	338	235	132
Distance (m)	3	4	5	6	8
Beam 4°(cm)	21	28	35	42	56
Beam 42°(cm)	230	307	384	461	614



## BTI- BLIZZARD BSW2



- Light source : 450W white LED
- CMY color mixing, including several color presets
- 7+1 fixed colors, including UV
- 7+1 replaceable rotating glass gobos with fine indexing
- 7+1 replaceable fixed static glass gobos for gobo layering
- Bi-rotating 5 facets prism
- Non-stop rotating animation wheel with indexing
- Linear frost filter for perfect wash effect
- Zoom : electronic 3°-30° zoom with motorized focus
- Autofocus
- Optional : wireless DMX module, 3 to 5 pin XLR modification kit



LUX 3,7°	309527	111429	43527	27857	12381
LUX 30°	9220	3319	1296	827	368
Distance (m)	3	5	8	10	15
Beam 3,7°(cm)	20	32	52	65	98
Beam 30°(cm)	150	251	402	502	753



## BTI- BLIZZARD PROFILE



- Light source : 600W LED
- CMY color mixing and gradual CTO from 2700K to 6800K
- 6+1 fixed colors, including UV
- 7+1 replaceable rotating glass gobos with fine indexing
- 10+1 fixed static glass gobos for gobo layering
- Nonstop rotating animation wheel with indexing
- Bi-rotating 4 facet prism
- 2 gradual frost filters: 1 light + 1 medium frost
- Zoom : electronic 7°-50° zoom with motorized (auto) focus
- Adjustable iris
- Framing module with 4 individually controlled blades and +/-60° rotation
- Optional : 5 to 3 pin XLR modification kit



LUX 4°	37216	20934	13398	9304	5233
LUX 42°	939	528	338	235	132


Distance (m)	3	4	5	6	8
Beam 4°(cm)	21	28	35	42	56
Beam 42°(cm)	230	307	384	461	614



## BT- CHROMA 800



- Light source : 40x 20W RGBL LEDs
- Ideal as theatre cyclorama light when equipped with the optional 60° or 100° beam shapers
- Color control : Hi-CRI white with presets: 3000K, 3200K, 4000K, 5600K, ...
- Different pixel combinations for stunning visual effects
- Beam Angle : 15° + 27° frost filter
- Operation Modes : Standalone, DMX, Wireless DMX
- Included : Frost filter
- Optional : Barndoor, Glare shield, Beam shapers, Filter frame, fixed outdoor installation set, 3 to 5 pin XLR modification kit



LUX 10°	61566	15391	9850	6841	2463
LUX 27°	9060	2266	1450	1007	363

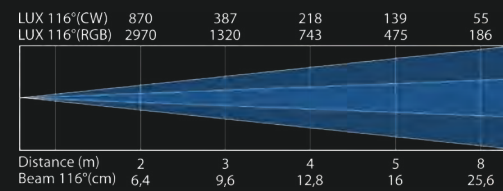
Distance (m)	2	4	5	6	10
Beam 10°(cm)	35	70	87	105	175
Beam 27°(cm)	96	192	240	288	480



## BTI-LIGHTSTRIKE IP66



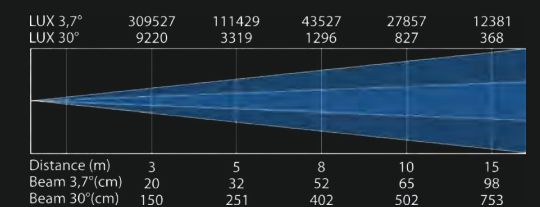
- Light source : 112 CW LEDs + 672 RGB LEDs
- Pixel control : 16 CW zones + 32 RGB zones
- Quick-release mechanism to quickly connect and align multiple projectors
- Standard equipped with 5pin XLR connectors
- Optional : 5 to 3 pin XLR modification kit
- Fully compatible with our indoor version : BTX-LIGHTSTRIKE



## BTI-BEAMBAR18



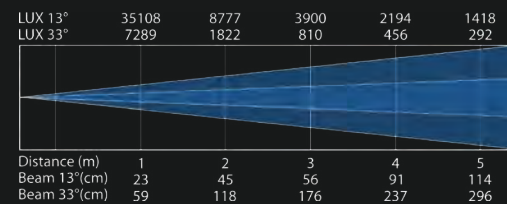
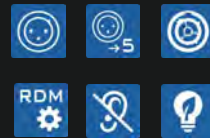
- Light source : 18x 25W RGBL LEDs
- Beam Angle : 6° (without frost filter)
- CCT presets from 1700K to 8000K
- Full pixel control
- Quick-release mechanism to quickly connect and align multiple projectors
- Standard equipped with 5pin XLR connectors
- Included : Magnetic frost filter
- Optional : 5 to 3 pin XLR modification kit





# BT-COLORAY MULTI

- Light source : 120 watt RGBW
- Selectable lamp behavior:  
halogen lamp (slow) or led (fast)
- Operation Modes : Standalone, DMX
- Included :
  - 2 compound eye lenses  
with different beam angles: 15° and 35°
  - 1 Glare shield (anti-glare and a better beam)
- Optional : barndoor, 3 to 5 pin XLR modification kit, color filter



## BT-COLORAY series



BT-COLORAY 60R

BT-COLORAY 120R

BT-COLORAY 18FCR

BT-COLORAY MULTI

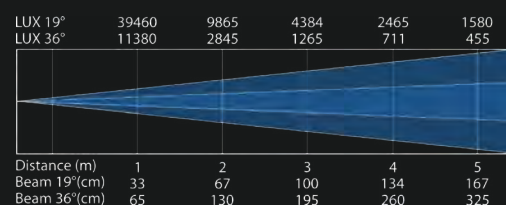
Lamp :				
Source	60W RGBW	120W RGBW	18 x 8W RGBW	120W RGBW
Type	COB	COB	LED	COB
Behavior			selectable halogen (slow) or led (fast)	
IP rating			IP65	
Beam angle	15°	15°	20°	15° or 35°
Operation :				
Standalone			yes	
DMX			yes	
White Balance			yes	
LED refresh rate			1200Hz	
Connection :				
TRUE1 PowerCON			yes	
3pin XLR			yes	
5pin XLR			optional	
RDM			yes	
Included :				
glare shield	yes	yes	-	yes
lenses	-	-	-	2 compound eye lenses 15° and 35°
Optional :				
3>5pin XLR kit			yes	
barndoor	-	-	-	yes



## BT-SUNRAY 130R



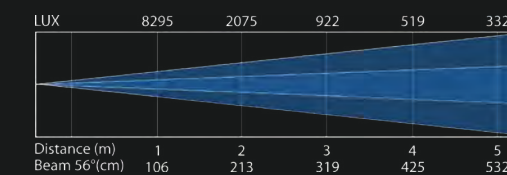

- Light source : 130 watt COB
- CRI : > 97 ( R9: 89 )
- CCT : tunable from 1700K to 3000K
- Amber drift effect and/or separate control for white/amber
- Can be used as LED-strobe
- Included :
  - 2 compound eye lenses with beam angles: 15° and 35°
  - 1 blinder glass (authentic blinder look)
  - 1 Gel frame (install optional CTO / CTB / COLOR filters)
  - 1 Glare shield (anti-glare and better beam)
- Operation Modes : Standalone, DMX
- Optional : barndoor, 3 to 5 pin XLR modification kit



## BT-BLINDER2 IP



- Light source : 2 \* 130 watt COB
- CRI : > 97
- CCT: tunable from 1700K to 3000K
- Amber drift effect and/or separate control for white/amber
- Separate/combined pixel control
- Can be used as LED-strobe
- Operation Modes : Standalone, DMX
- Optional : "line array" rigging hardware, 3 to 5 pin XLR modification kit







## PRO BEAMER ZOOM Mk5 - RENTAL



- Light source : 7\* 20W RGBW Osram LEDs
- Motorized zoom : 8° - 40°
- 2 zone pixel control (center + ring)
- Color temperature presets 3200K - 10.000K
- White & RGB Calibration
- Operation Modes : Standalone, DMX
- Optional : barndoor



LUX 8°	110550	27640	6910	4425	3071
LUX 34°	7201	1800	450	288	200
Distance (m)	1	2	4	5	6
Beam 8°(cm)	14	28	56	70	84
Beam 34°(cm)	61	122	245	306	367




## BT- SMARTZOOM



- Light source : 120W RGBW LED
- Motorized zoom : 4° - 36°
- Color temperature presets 2.700K - 8.000K
- White & RGB Calibration
- Operation Modes : Standalone, DMX
- Optional : barndoor



LUX 4°	16000	9000	5800	2250	1440
LUX 36°	590	330	212	83	53
Distance (m)	3	4	5	8	10
Beam 4°(cm)	21	28	35	56	70
Beam 36°(cm)	195	260	325	520	650




**INDOOR  
MOVING HEADS/**



## BT-SHARK

- Light source : 200W LED
- Motorized zoom : 10°-25°
- Motorized focus with auto focus option
- 6 fixed gobos + open
- 6 rotating gobos + open
- 9 colors including CTO 3800K
- 2 rotating prisms : 6-facet linear + 6-facet circular
- Linear frost filter
- Optional : wireless DMX USB dongle



LUX 12°	36900	16400	9225	5905	4100
LUX 24,5°	20026	9901	5007	3204	2225
Distance (m)	2	3	4	5	6
Beam 12°(cm)	42	63	84	105	126
Beam 24,5°(cm)	87	130	174	217	261



## BTX-SATURN

- Light source : 270 watt LED
- Electronic zoom : 8°-45°
- Motorized focus
- CMY color mixing + 9 fixed colors including CTO, CTB + UV
- 7 replaceable rotating gobos with fine indexing
- 9 fixed static gobos for gobo morphing
- Rotating 3 facets prism
- Iris for dynamic effect
- Variable frost filter for perfect wash effect
- Aperture diaphragm for excellent logo projection
- 3 focus compensate distances
- Operation Modes : Standalone, DMX



LUX 8°	198000	31680	14080	7920	3520
LUX 45°	9800	1568	697	392	175
Distance (m)	2	5	7,5	10	15
Beam 8°(cm)	28	70	105	140	210
Beam 45°(cm)	166	414	621	828	1240



## BTX-TITAN

- Light source : OSRAM SIRIUS HRI 280
- Electronic zoom : 2,7° - 23°
- Motorized focus
- 13 fixed colors including CTO & CTB filters + white
- 14 static gobos + open
- 9 replaceable rotating gobos
- Mixable 8 facet round prism + 6 facet linear prism
- Linear frost filter for perfect wash effect
- Integrated wireless W-DMX module
- Operation Modes : Standalone, DMX




LUX 2,6°	-	330600	82650	36750	20670
LUX 5,2°	-	25380	6350	2820	1600
Distance (m)	-	10	20	30	40
Beam 2,6°(cm)	-	48	94	142	188
Beam 5,2°(cm)	-	94	190	284	380



## BTX-SUPREME

- Light source : OSRAM SIRIUS HRI 471W SN
- Electronic zoom : 1,8° - 42°
- Motorized focus
- CMY color mixing + 13 fixed colors including CTO
- 13 static gobos + open
- 9 replaceable rotating gobos with indexing
- 2 rotating prism wheels
- 1 rotating/indexable animation wheel
- 1 light + 1 heavy frost for perfect wash effect
- 1 Hi-CRI filter to improve the white light quality
- Integrated wireless W-DMX module
- Operation Modes : Standalone, DMX




LUX 1,8°	1950600	121910	54185	30480	19505
LUX 22°	17980	1125	500	281	180
Distance (m)	5	20	30	40	50
Beam 1,8°(cm)	16	60	100	130	160
Beam 22°(cm)	190	780	1170	1560	1940



## BT-ORBIT

- Light source : 4in1 RGBW 15W LEDs
- Zoom : 10° - 60°
- Calibrated color macros
- 3 individually controlled LED-rings
- High speed pan/tilt movements with 16bit resolution
- Operation Modes : DMX
- Optional : wireless DMX USB dongle



LUX 10°	49165	21851	13125	8400	5833
LUX 60°	13196	621	349	223	155
Distance (m)	2	3	4	5	6
Beam 10°(cm)	35	52	70	87	105
Beam 60°(cm)	231	346	462	577	693



## BTX-CIRRUS II

- Light source : 19 \* 30W RGBW Osram LEDs
- Zoom : 4° - 60° linear motorized zoom
- Full pixel mapping with 16bit dimming
- Ultra quiet MOONS' motors
- Very fast PAN/TILT movements with 8 or 16bit precision
- Operation Modes : DMX
- Battery backup : update settings without connecting to the mains
- 2.8" Color touch screen with automatic display rotation
- Easy firmware updates with optional firmware updater



LUX 4°	70832	25500	13010	6375	2833
LUX 60°	2722	980	500	245	109
Distance (m)	3	5	7	10	15
Beam 4°(cm)	21	35	49	70	105
Beam 60°(cm)	346	577	808	1150	1730




**SPECIALS/**  
WHEN CREATIVITY  
AND INNOVATION  
COMES TOGETHER



## BTX- SKYRAN

- 7 powerful 80W WW + Amber COB LEDs behind a flower lens to emulate a classic tungsten blinder
- Powerful strobe lines of 120 individual addressable high efficiency 3W white LEDs
- RGB section contains 604 individually addressable 0.5W RGB LEDs split into 3 regions :
  - Aura LEDs behind the flower lenses
  - A complete outline of the fixture in 6 sections
  - A star in the fixture in 6 sections
- Full pixel control through an intuitive effect engine or through Art-Net or sACN
- Quick-lock system to easily mount multiple units together.



## BT- LEDROTOR

- 70x70cm LED-effect fan
- 6 fan blades equipped with 720 RGB-LEDs in total
- Each fan blade is split-up in 5 individual RGB-sections
- The output of each fan blade can be controlled individually
- Amazing built-in pixels patterns + free pixel programming
- 32pcs 3W UV-leds light up the white colored blades in the dark!
- Optional : wireless DMX USB dongle





## BT-RETRO

- Light source : HPL-575 halogen + 48 \* 3,5 watt RGB LEDs
- Control the halogen lamp and RGB effects separately
- White balance adjustment
- Link several units together using the optional coupling adapter
- Operation Modes : Standalone, DMX,
- Optional : wireless DMXUSB dongle, BT-RETRO coupling adapter



## BT-RETRO COUPLING ADAPTOR

- Connect several BT-RETRO units together with this BT-RETRO coupling adapter
- 2 coupling adaptors are required to link 2 units together

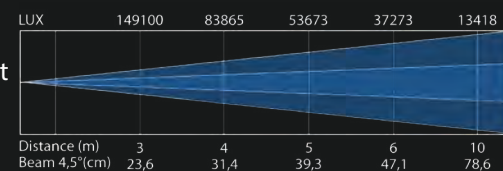






## BT-NONABEAM

- Light source : 9 \* 60W CW/WW LEDs
  - Beam Angle : 4°
  - CCT : adjustable 3000-6000K
  - High CRI at low color temperatures
  - The 9 LEDs can be individually controlled
  - Very powerful RGB-LEDs light up the front panel
  - The 9 lenses are equipped with black anti-glare louvers
  - Operation Modes : DMX
  - Included : different front panels (black, white, mirror), tilt bracket
  - Optional : set of 9 gold color louvers,
- BT-NONAMOVE: Moving yoke



## BT-NONAMOVE

- Turn the static BT-NONABEAM into a moving projector
- Intelligent communication with combined DMX control between both units
- Powerful 3-phase motors for fast, noiseless and accurate 16bit PAN/TILT movements
- Optional BT-NONAMIRROR to turn the BT-NONAMOVE in a double sided 46x20cm moving mirror :
  - Front : high-polished mirror
  - Back : diffuser reflector for soft, scattered reflections





## BT-NONAPIXEL WHITE IP65

- Light source : 60W CW/WW LED
- Beam angle : 4°, 10° or 45°
- Tunable white : 3000K – 6000K
- High CRI at low color temperatures
- HALO effects with 30 RGB pixels



LUX 4°(FULL)	58785	26125	14695	9406	1045
LUX 4°(CW)	40630	18056	10157	6500	722
LUX 4°(WW)	20248	9000	5062	3240	360

Distance (m)	2	3	4	5	15
Beam 4°(cm)	14	21	28	35	105



## BT-VENUELITE4

- Light source : 4 \* 15W COB
- CCT : 3000K
- CRI : > 90
- Beam Angle : equipped with 45° reflectors
- Operation Modes : Standalone, DMX
- Evacuation function : in case of a power failure, the projector will continue to work on the (optional) internal battery (with built-in charger)
- Optional : Different beam angle reflectors (17°, 25°, 45°, 60°), wireless DMX USB dongle, internal battery, fixed installation set



LUX 45°	549	309	198	137	77
---------	-----	-----	-----	-----	----

Distance (m)	3	4	5	6	8
Beam 45°(cm)	186	248	310	372	496





## EFFECT MACHINES

Foggers, low fog machines, bubble machines, ...



## THEATRE SOLUTIONS

Theatre spots, theatre profiles, cyclorama's, TV panels



## POWER DISTRIBUTORS



## CHAIN HOIST MOTOR CONTROLLERS



# DISCOVER/

MORE BRITEQ  
SOLUTIONS ON  
OUR WEBSITE

## DMX NETWORK SOLUTIONS

Artnet nodes, DMX splitters/mergers/boosters, wireless DMX transceivers

## ABOUT US

Briteq is a European developer and distributor of innovative professional lighting solutions for permanent installations, rental, and other professional use.

The product development, which takes place in Belgium, focuses on ease of use and reliability of the equipment.

To meet the exact needs of our users, Briteq invests in intensive field research.

The close contact with international renowned light designers and event orientated customers results in turnkey light solutions in all areas.

Backed up by a skilled, multi-lingual team and service department in the center of Europe, Briteq is your best partner for high-end professional light equipment.

Our after sales department is a role-model for the business since its very beginning.

Briteq is a registered trademark of Beglec NV, a Belgian sound & light distributor with over 60 years of experience.

**Briteq**<sup>®</sup>  
LIGHT RESEARCH

